


Phone: (402) 573-8651
Fax: (402) 573-1111

PO Box 34063
Omaha, NE 68134

HIGH END VALUE
HIGH SPEED GREEN / ASPHALT


	List	Item #
12" x 395 x 125 x 1	144.00	cdda1221
14" x 395 x 125 x 1	168.00	cdda1421
16" x 395 x 125 x 1	219.00	cdda1621
18" x 395 x 142 x 1	319.00	cdda1842
20" x 395 x 155 x 1	408.00	cdda2055

Laser welded segments with drop segments to protect the core. Use on 5 to 20 hp walkbehind.




	List	Item #
12" x 395 x 125 x 1/20	196.00	cdad1221
14" x 395 x 125 x 1/20	229.00	cdad1421

Laser welded with drop segments to protect the core. For the price, it does a great job. Use on 5 to 20 hp walkbehind. One grade above blade above



	List	Item #
12" x 475 x 125 x 1/20	96.00	cdse1221
14" x 475 x 125 x 1/20	118.00	cdse1421

An excellent valued blade for green or asphalt. We are amazed at the favorable comments we get back from customers about the performance. SINTERED. Look at segment height!



Prices are subject to change without notice due to freight and inflation costs
We reserve the right to ship next higher quality product if we are out of stock